

User Manual


AGRIMATE®
Maximum Power - Super Economy

AM16-CHAMPION KNAPSACK MANUAL SPRAYER



BEFORE OPERATING THIS MACHINE,
PLEASE READ THESE INSTRUCTIONS CAREFULLY

DISCLAIMER: DUE TO CONSTANT UPGRADATION, FEATURES AND SPECIFICATIONS ARE SUBJECT TO CHANGE WITHOUT NOTICE



Dear Sir/Madam,

Thank you for choosing Agrimate product. You are the proud owner of high technology and durable machine. Trust that our franchisee/dealer installed the product and explained you about the usage and service instructions. Please visit our authorised dealer for your future requirement of our other equipments, genuine spares, accessories and service. Service coupons are attached with this manual and you can avail free service.

About Ratnagiri

We import and market of high quality of agriculture wide range of equipment's Which we are selling through our authorized franchisee or dealer network. We are in this field from past 20 years serving the former community. For further details, you may please visit our website www.agrimart.in.

Range of Brands



Our Retail Formats



Agriculture | Horticulture | Sericulture | Plantations | Forestry | Garden | Health care

Salient Features:

- Tank body inspired from the shape of Human Backbone & ribcage.
- Very Strong & Durable Sprayer.

SPECIFICATIONS

CAPACITY	: 16L
TANK MATERIAL	: PP
WORKING PRESSURE	: Upto 0.20–0.45MPA
LANCE	: SS TELESOPIC LANCE WITH 4NOZZLES

SAFETY PRECAUTIONS FOR MANAULLY OPERATED SPRAYER

1. Read all the instructions given in operating manual strictly before use
2. Do not clean clogged nozzle by mouth
3. Do not allow the children near sprayer and pesticide container.
4. Do not contact pesticide with bare hand
5. Always spray in the wind direction
6. Always use safety hand gloves and goggles.
7. Put gasket in joints to avoid leakage. Repair the leaking part.
8. Mount the sprayer correctly on the back of the operator to avoid accident in the knapsack sprayer.
9. Do not spill chemical solutions to avoid contact of pesticide with human being
10. Do not clean the sprayer in river or pond.
11. Keep the Sprayer / pesticide container in dry & cool place and away from food
12. Do not walk in the treated area.

INTRODUCTION

Agrimate - 16 Knapsack Sprayer is a continuous type of sprayer. The tank has blow moulded with a carrying handle as integral part of the tank.

A pump has been provided in the tank, which pumps out the liquid from the tank and discharges it through the outlet on the top of the pump cylinder. A big hole with a plastic cap and strainer is situated on the top of the tank. You can fill the chemical in the tank without spilling it. Because of the large filler hole. The agitator is attached to the pressure chamber, which agitates the liquid with every stroke of the pump.

The sprayer is equipped with fan shape nozzle assembly, sealing washer cup ring & instruction manual.

START UP

1. Join the hose to the lance and the chamber with the wedge which is served in the filter. Hold the belt in the base housing.
2. Release cover and pour in liquid to be sprayed without removing filter.
3. Fit the device to your back, adjusting the straps.
4. Work the lever 8 - 10 times to pressurize. Work the handle and adjust the nozzle until the required spray is obtained. Bear in mind that 6-8 strokes per minute will give a flow rate of 0.4-0.6L/Min
5. Operation handle can be used with left hand or right hand by only changing position of the strap.

MAINTENANCE

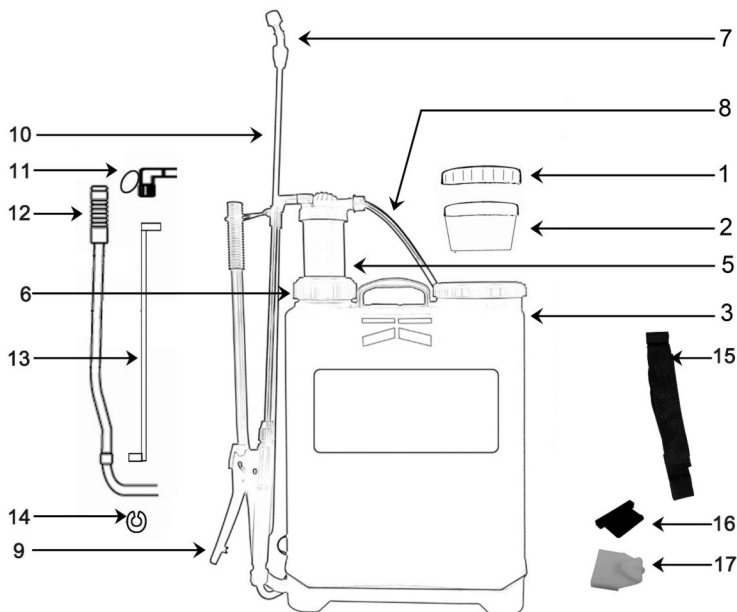
The mechanism is so simple that it does not need special skill to service it.

You will observe a pump-bearing ring within the bearing collar on the top of the tank for pump cylinder. Please keep it well lubricated for better results.

It is advisable to flush out the sprayer with clean water through the nozzle after each days working. It is also absolutely necessary to rinse out the tank from within with clean water.

The piston might need replacement when it becomes worn out.

AM16-CHAMPION KNAPSACK MANUAL SPRAYER



PARTS NO	DESCRIPTION	PARTS NO	DESCRIPTION
AM-CHAMPION-01	Tank cap	AM-CHAMPION-09	Trigger
AM-CHAMPION-02	Strainer	AM-CHAMPION-10	Indian lance
AM-CHAMPION-03	Tank	AM-CHAMPION-11	Link rod clip and Handle ring
AM-CHAMPION-05	Pressure pump	AM-CHAMPION-12	Handle
AM-CHAMPION-06	Pump ring cap	AM-CHAMPION-13	Link rod
AM-CHAMPION-07-1	Indian 5 holes nozzle	AM-CHAMPION-14	Handle C rock
AM-CHAMPION-07-2	Indian fan nozzle	AM-CHAMPION-15	Belt
AM-CHAMPION-07-3	Indian 4 holes nozzle	AM-CHAMPION-16	Belt clip
AM-CHAMPION-07-4	Indian double nozzle	AM-CHAMPION-17	Belt hook
AM-CHAMPION-08	Hose		










AM16-CHAMPION KNAPSACK MANUAL SPRAYER

AM16-CHAMPION PARTS LIST

PHOTO	PARTS NO	DESCRIPTION
	AM-CHAMPION-01	Tank cap
	AM-CHAMPION-02	Strainer
	AM-CHAMPION-03	Tank
	AM-CHAMPION-05	Pressure pump
	AM-CHAMPION-06	Pump ring cap
	AM-CHAMPION-07-1	Indian 5 holes nozzle
	AM-CHAMPION-07-2	Indian fan nozzle
	AM-CHAMPION-07-3	Indian 4 holes nozzle
	AM-CHAMPION-07-4	Indian double nozzle
	AM-CHAMPION-08	Hose

AM16-CHAMPION KNAPSACK MANUAL SPRAYER

AM16-CHAMPION PARTS LIST

PHOTO	PARTS NO	DESCRIPTION
	AM-CHAMPION-09	Trigger
	AM-CHAMPION-10	Indian lance
	AM-CHAMPION-11	Link rod clip and Handle ring
	AM-CHAMPION-12	Handle
	AM-CHAMPION-13	Link rod
	AM-CHAMPION-14	Handle C rock
	AM-CHAMPION-15	Belt
	AM-CHAMPION-16	Belt clip
	AM-CHAMPION-17	Belt hook

Warranty Card

CUSTOMER COPY



Purchaser's Name & Address

Product Name

AM-405E-2IN1 MANUAL CUM BATTERY OPERATED SPRAYER

Product Serial No.

Invoice / DN No.

Date of Delivery

Dealer's Office Seal

Dealer Sign

Customer Sign.

I/We accept the terms and conditions of Warranty as in the Warranty Card.

Warranty Card

DEALER'S COPY



Purchaser's Name & Address

Product Name

AM-405E-2IN1 MANUAL CUM BATTERY OPERATED SPRAYER

Product Serial No.

Invoice / DN No.

Date of Delivery

Dealer's Office Seal

Dealer Sign

Customer Sign.

I/We accept the terms and conditions of Warranty as in the Warranty Card.

Warranty Card

COMPANY COPY



Purchaser's Name & Address

Product Name

AM-405E-2IN1 MANUAL CUM BATTERY OPERATED SPRAYER

Product Serial No.

Invoice / DN No.

Date of Delivery

Dealer's Office Seal

Dealer Sign

Customer Sign.

I/We accept the terms and conditions of Warranty as in the Warranty Card.

1. **LIMITED WARRANTY PERIOD** : For a period of six months from the date of Sale / delivery of the product which ever is earlier.
2. **LIMITED WARRANTY OBLIGATION** : Replacement of defective part(s) by authorized dealer are free of charges. If found defective by reasons of defective material / poor workmanship, parts will be replaced and there will be no value re-imburement.
3. **TERMS & CONDITIONS** : a. Claims under warranty will be accepted on submission of Warranty Card duly filled and stamped by authorized dealer together with the original purchase document. : b. Shipping / transportation / Incidental charges incurred in replacing defective parts under warranty shall be borne by the purchaser.

WARRANTY null & void if

- (i) Lack of maintenance, (ii) Incorrect use of the machine or tampering, (iii) Use of non-genuine spare parts, (iv) Usage of acids, solvents, or any flammable materials, (v) Non-usage of filter water / clear water / soft water & using water above 40°C temperature, (vi) While using the pressure washers to draw water which is contaminated with dust & solvents (eg. paint thinners, gasoline, oil, etc.), (vii) Repair done by unauthorized service people, (viii) Those parts subject to wear & tear due to normal operations and plastic parts, rubber items etc, (ix) Loose connections, faulty electrical fixtures & fluctuations in power supply.
4. Should any failure occur during or after the warranty period, customer does not have the right to interrupt payment / price discount.
 5. Incidental or consequential damages like inconvenience commercial loss, loss of tie, mental agony etc.
 6. Loss of any nature due to operation or non-operation is not covered under warranty.
 7. All free service are at Dealer's service point only.
 8. Warranty ceases if service is not done periodically.
 9. The attached card should be completed and returned to Ratnagiri Impex Pvt. Ltd. for registration immediately after sale / delivery.
 10. The warranty is void unless you register the warranty card with Ratnagiri Impex Pvt. Ltd.
 11. The decision of Ratnagiri Impex Pvt. Ltd., in settling the warranty is final in all respects.
 12. All disputes are subject to Bangalore Courts Jurisdiction

1. **LIMITED WARRANTY PERIOD** : For a period of six months from the date of Sale / delivery of the product which ever is earlier.
2. **LIMITED WARRANTY OBLIGATION** : Replacement of defective part(s) by authorized dealer are free of charges. If found defective by reasons of defective material / poor workmanship, parts will be replaced and there will be no value re-imburement.
3. **TERMS & CONDITIONS** : a. Claims under warranty will be accepted on submission of Warranty Card duly filled and stamped by authorized dealer together with the original purchase document. : b. Shipping / transportation / Incidental charges incurred in replacing defective parts under warranty shall be borne by the purchaser.

WARRANTY null & void if

- (i) Lack of maintenance, (ii) Incorrect use of the machine or tampering, (iii) Use of non-genuine spare parts, (iv) Usage of acids, solvents, or any flammable materials, (v) Non-usage of filter water / clear water / soft water & using water above 40°C temperature, (vi) While using the pressure washers to draw water which is contaminated with dust & solvents (eg. paint thinners, gasoline, oil, etc.), (vii) Repair done by unauthorized service people, (viii) Those parts subject to wear & tear due to normal operations and plastic parts, rubber items etc, (ix) Loose connections, faulty electrical fixtures & fluctuations in power supply.
4. Should any failure occur during or after the warranty period, customer does not have the right to interrupt payment / price discount.
 5. Incidental or consequential damages like inconvenience commercial loss, loss of tie, mental agony etc.
 6. Loss of any nature due to operation or non-operation is not covered under warranty.
 7. All free service are at Dealer's service point only.
 8. Warranty ceases if service is not done periodically.
 9. The attached card should be completed and returned to Ratnagiri Impex Pvt. Ltd. for registration immediately after sale / delivery.
 10. The warranty is void unless you register the warranty card with Ratnagiri Impex Pvt. Ltd.
 11. The decision of Ratnagiri Impex Pvt. Ltd., in settling the warranty is final in all respects.
 12. All disputes are subject to Bangalore Courts Jurisdiction

1. **LIMITED WARRANTY PERIOD** : For a period of six months from the date of Sale / delivery of the product which ever is earlier.
2. **LIMITED WARRANTY OBLIGATION** : Replacement of defective part(s) by authorized dealer are free of charges. If found defective by reasons of defective material / poor workmanship, parts will be replaced and there will be no value re-imburement.
3. **TERMS & CONDITIONS** : a. Claims under warranty will be accepted on submission of Warranty Card duly filled and stamped by authorized dealer together with the original purchase document. : b. Shipping / transportation / Incidental charges incurred in replacing defective parts under warranty shall be borne by the purchaser.

WARRANTY null & void if

- (i) Lack of maintenance, (ii) Incorrect use of the machine or tampering, (iii) Use of non-genuine spare parts, (iv) Usage of acids, solvents, or any flammable materials, (v) Non-usage of filter water / clear water / soft water & using water above 40°C temperature, (vi) While using the pressure washers to draw water which is contaminated with dust & solvents (eg. paint thinners, gasoline, oil, etc.), (vii) Repair done by unauthorized service people, (viii) Those parts subject to wear & tear due to normal operations and plastic parts, rubber items etc, (ix) Loose connections, faulty electrical fixtures & fluctuations in power supply.
4. Should any failure occur during or after the warranty period, customer does not have the right to interrupt payment / price discount.
 5. Incidental or consequential damages like inconvenience commercial loss, loss of tie, mental agony etc.
 6. Loss of any nature due to operation or non-operation is not covered under warranty.
 7. All free service are at Dealer's service point only.
 8. Warranty ceases if service is not done periodically.
 9. The attached card should be completed and returned to Ratnagiri Impex Pvt. Ltd. for registration immediately after sale / delivery.
 10. The warranty is void unless you register the warranty card with Ratnagiri Impex Pvt. Ltd.
 11. The decision of Ratnagiri Impex Pvt. Ltd., in settling the warranty is final in all respects.
 12. All disputes are subject to Bangalore Courts Jurisdiction



**ratnagiri
impex**
AGRICULTURAL MACHINERY EXPORTERS

1st Free Service Coupon

ISO 9001-2015
CERTIFIED COMPANY

FREE SERVICE COUPON (30 Days / 30 hrs (Which ever is earlier))

Model

AM-40SE-2IN1 MANUAL CUM BATTERY OPERATED SPRAYER

Serial Number

PDI Date

Purchase bill no.

Date

Service No.

Dealer's Office Seal

Operations:

- Check and Test the Fuel Mixture.
- Check and Clean the Air Filter
- Check, Clean and Adjust the Spark plug
- Check and Adjust the Carburetor Tuning
- Check and Sharpen the cutting Tools
- Start and Check the Noise, Vibration, Loosen / Fasteners etc.
- Product familiarization on Usage
- Routine maintenance and Storage

Dealer Signature.....

Customer Signature.....

Conditions: Operations listed have been performed to my entire satisfaction without any labour charges. Only consumables were



agriculture horticulture sericulture plantation forestry garden health care

WARRANTY AND FREE SERVICE COUPON



**ratnagiri
impex**
AGRICULTURAL MACHINERY EXPORTERS

2nd Free Service Coupon

ISO 9001-2015
CERTIFIED COMPANY

FREE SERVICE COUPON (60Days / 60hrs (Which ever is earlier))

Model

AM-40SE-2IN1 MANUAL CUM BATTERY OPERATED SPRAYER

Serial Number

PDI Date

Purchase bill no.

Date

Service No.

Dealer's Office Seal

Operations:

- Check and Test the Fuel Mixture.
- Check and Clean the Air Filter
- Check, Clean and Adjust the Spark plug
- Check and Adjust the Carburetor Tuning
- Check and Sharpen the cutting Tools
- Start and Check the Noise, Vibration, Loosen / Fasteners etc.
- Product familiarization on Usage
- Routine maintenance and Storage

Dealer Signature.....

Customer Signature.....

Conditions: Operations listed have been performed to my entire satisfaction without any labour charges. Only consumables were Charged



agriculture horticulture sericulture plantation forestry garden health care

WARRANTY AND FREE SERVICE COUPON



**ratnagiri
impex**
AGRICULTURAL MACHINERY EXPORTERS

3rd Free Service Coupon

ISO 9001-2015
CERTIFIED COMPANY

FREE SERVICE COUPON (90Days / 120hrs (Which ever is earlier))

Model

AM-40SE-2IN1 MANUAL CUM BATTERY OPERATED SPRAYER

Serial Number

PDI Date

Purchase bill no.

Date

Service No.

Dealer's Office Seal

Operations:

- Check and Test the Fuel Mixture.
- Check and Clean the Air Filter
- Check, Clean and Adjust the Spark plug
- Check and Adjust the Carburetor Tuning
- Check and Sharpen the cutting Tools
- Start and Check the Noise, Vibration, Loosen / Fasteners etc.
- Product familiarization on Usage
- Routine maintenance and Storage

Dealer Signature.....

Customer Signature.....

Conditions: Operations listed have been performed to my entire satisfaction without any labour charges. Only consumables were Charged



agriculture horticulture sericulture plantation forestry garden health care

WARRANTY AND FREE SERVICE COUPON

Do's & Don'ts[®]

- Always read the instruction manual supplied along with the equipments and understand the correct installation and operating procedures before attempting to use the equipments.
- It is important to use the personal protection equipments such as head helmet with visor, ear defenders, goggles, safety gloves, cut resistant shoes, trousers and jackets while operating potentially dangerous machines.
- Avoid untrained persons using the equipments. Children must not be allowed to handle these equipments.
- Always use genuine spares and accessories in repairs and usage to derive maximum life of the equipments.
- Always keep the equipments in good working condition to minimise loss of output as well as to reduce the pollution and save the environment.
- Do not use the machine within range of persons unless they wear protective clothing.
- Do not operate the machine when fatigued or under the influence of alcohol or drugs.
- To reduce the risk of injury, close supervision is necessary when a machine is used near children. Equipment shall not be used by children or untrained person.
- Disconnect from the battery power supply before carrying out user maintenance.

MULTIPLY PROFITS

WITH OUR MULTI CROP, MULTI PURPOSE EQUIPMENTS



RANGE OF PRODUCTS



BATTERY /
MANUAL
SPRAYER



PORTABLE
POWER
SPRAYER



KNAPSACK
POWER
SPRAYER



ROTARY
TILLER



CHAFF
CUTTER



TEA
PRUNER



FOGGER



POWER
WEEDER



CHAINSAW



ROTARY
TILLER



LAWN
MOWER



HIGH
PRESSURE
WASHER



EARTH
AUGER



RIDE ON
MOWER



RANGE OF PRODUCTS



Advanced Technology

RANGE OF PRODUCTS



BRUSH CUTTER
- PUSH TYPE



BRUSH CUTTER -
BACK PACK



BRUSH CUTTER -
MULTI TOOL



POLE PRUNER



BLOWER
BACK PACK



LAWN MOWER



BRUSH
CUTTER



BACK PACK
BC



TILLER



FOGGER



EARTH
AUGER



Green Panther®

RANGE OF PRODUCTS

OUR RETAIL FORMATS



IMPORTERS & MARKETING BY:

Ratnagiri Impex Pvt. Ltd.

Annapurna House, # 1/1G,

7th Cross New Guddadahalli,

Mysore Road Bangalore - 560 026, India

Ph: 080-26985100/1/2

Email: info@ratnagiriimpex.com



**TOLL FREE :
1800-425-3036**

www.ratnagiriimpex.com

www.agrimart.in



**ratnagiri
impex**
BRINGING YOU THE FUTURE... NOW

An ISO 9001:2015 Certified Company

agriculture | horticulture | sericulture | plantations | forestry | garden | health care