

AGRIMATE ELECTRIC SPRAYER

AM-BSSP-16MS+2IN1



Before Operating this machine please read instructions Manual carefully

Disclaimer: Due to Constant upgradation, features & Specifications are subject to change without prior notice

Dear Sir/Madam,

Thank you for choosing Agrimate product. You are the proud owner of high technology and durable machine. Trust that our franchisee/dealer installed the product and explained you about the usage and service instructions. Please visit our authorised dealer for you future requirement of our other equipments, genuine spares, accessories and service. Service coupons are attached with this manual and you can avail free service.

About Ratnagiri

We import and market of high quality of agriculture wide range of equipment's Which we are selling through our authorized franchisee or dealer network. We are in this field from past 20 years serving the former community. For further details, you may please visit our website

www.agrimart.in

MAINTENANCE

1. Each time after using this sprayer, it must be charged to maintain inside power and to avoid short working life.
2. When doing change or discharge, please assure that you have switched off the power to avoid to wasting electricity.
3. After using sprayer. It should be charged. Then deposited. If not using the sprayer for a long time. Please charge the battery approx. once every second month to retain life-span of batter.
4. After using sprayer. Please keep outside and inside of sprayer clean.
5. Keep the sprayer in the shady place. Don't store the sprayer under direct sunlight
6. Please keep no residue of insecticide, fertilizer or herbicide at bottom of tank, keep bottom dry so as to avoid corrosion.









SAFETY WARNING









If you are using the sprayer with hazardous or poisonous liquid, use only with directions supplied by the manufactured of the hazardous or poisonous liquid. Please clean the sprayer thoroughly after use.










Note: Please clean tank inside by clear water after spraying each time. Please using filter when put into water.








STORE: Please clean the pump, then charge 10-15 hours, keep it at day shady place.

WARNING: Don't let battery without power, otherwise it can't charge next time, As battery with self discharge function, please recharge after two or three months.

SL NO	PART NO	PHOTOS	DESCRIPTION
1	AM-BSSP-16MS-01		Tank cap
2	AM-BSSP-16MS-02		Strainer
3	AM-BSSP-16MS-03		Tank
4	AM-BSSP-16MS-04		Backrest
5	AM-BSSP-16MS-05		Hose
6	AM-BSSP-16MS-06		Inner filter
7	AM-BSSP-16MS-07		Elbow
8	AM-BSSP-16MS-08		Single pump

SL NO	PART NO	PHOTO	DESCRIPTION
9.1	AM-BSSP-16MS-9.1		Indian 8 holes nozzle
9.2	AM-BSSP-16MS-9.2		Indian single nozzle
9.3	AM-BSSP-16MS-9.3		Indian 4 holes nozzle
9.4	AM-BSSP-16MS-9.4		Indian double nozzle
10	AM-BSSP-16MS-10		Indian lance
11	AM-BSSP-16MS-11		Charger
13	AM-BSSP-16MS-13		Regulator
14	AM-BSSP-16MS-14		On/off switch with wire

SL NO	PART NO	PHOTOS	DESCRIPTION
14	AM-BSSP-16MS-14		Charging socket with wire
15	AM-BSSP-16MS-15		Volt meter with wire
16	AM-BSSP-16MS-16		Battery 12V/8AH(10AH)
17	AM-BSSP-16MS-17		Bottom plate
18	AM-BSSP-16MS-18		Car belt
19	AM-BSSP-16MS-19		Pump ring cap
20	AM-BSSP-16MS-20		Trigger
21	AM-BSSP-16MS-21		Pump outlet connector
22	AM-BSSP-16MS-22		Link rod clip and Handle ring

SL NO	PART NO	PHOTOS	DESCRIPTION
23	AM-BSSP-16MS-23		Handle
24	AM-BSSP-16MS-24		Link rod
25	AM-BSSP-16MS-25		Pressure pump
26	AM-BSSP-16MS-26		Handle C rock
27	AM-BSSP-16MS-27		Lance clip
28	AM-BSSP-16MS-28		Bottom window cover
29	AM-BSSP-16MS-29		Battery clip

INSPECTION & MAINTENANCE

For safety, make sure the machine is cleaned every three-months. Before working, make sure to inspect the filter and the nozzle, and ensure there is no impurity. After working, make sure there is no water in the pump and the hose.

If the machine needs to be repaired in the guarantee period, please return the machine to the shop. You need to provide the certificate of purchase in order to repair or get the substitute.

Before Packing, the machine should be cleaned, then use closed packaging, packaging should be firm. Store the machine in dry place.

For Transportation safety. The machine should comply with ISTA.



Meaning of crossed -out wheeled dustbin:

Do not dispose of electrical machines as unsorted waste, use separate collection facilities.

If electrical machines are disposed of in landfills or dumps, hazardous substance can leak into the groundwater and get into the food chain, damaging your health and well being.

When replacing old machines with new ones. The retailer is legally obligated to take back your old machine for disposals at least free of charge.

WARRANTY CARD

CUSTOMER COPY

DATE _____	DATE OF DELIVERY _____	DEALERS OFFICIAL SEAL	DEALERS SIGN _____
PURCHASERS NAME & ADDRESS _____ _____ _____	<div>CUSTOMER SIGN</div>	<div></div>	
PRODUCT NAME	PRODUCT SERIAL NO.	INVOICE/DN NO.	
<div></div>	<div></div>	<div></div>	
I/Will accept the terms and conditions of warranty as in the warranty card			

DEALERS COPY

DATE _____	DATE OF DELIVERY _____	DEALERS OFFICIAL SEAL	DEALERS SIGN _____
PURCHASERS NAME & ADDRESS _____ _____ _____	<div>CUSTOMER SIGN</div>	<div></div>	
PRODUCT NAME	PRODUCT SERIAL NO.	INVOICE/DN NO.	
<div></div>	<div></div>	<div></div>	
I/Will accept the terms and conditions of warranty as in the warranty card			

COMPANY COPY

DATE _____	DATE OF DELIVERY _____	DEALERS OFFICIAL SEAL	DEALERS SIGN _____
PURCHASERS NAME & ADDRESS _____ _____ _____	<div>CUSTOMER SIGN</div>	<div></div>	
PRODUCT NAME	PRODUCT SERIAL NO.	INVOICE/DN NO.	
<div></div>	<div></div>	<div></div>	
I/Will accept the terms and conditions of warranty as in the warranty card			

1. LIMITED WARRANTY PERIOD : For a period of six months from the date of Sale / delivery of the product which ever is earlier. 2. LIMITED WARRANTY OBLIGATION : Replacement of defective part(s) by authorized dealer are free of charges. If found defective by reasons of defective material / poor workmanship, parts will be replaced and there will be no value re-imbursement. 3. TERMS & CONDITIONS : a. Claims under warranty will be accepted on submission of Warranty Card duly filled and stamped by authorized dealer together with the original purchase document. : b. Shipping / transportation / Incidental charges incurred in replacing defective parts under warranty shall be borne by the purchaser

WARRANTY null & void if
(i) Lack of maintenance, (ii) Incorrect use of the machine or tampering, (iii) Use of non-genuine spare parts, (iv) Usage of acids, solvents, or any flammable materials, (v) Non-usage of filter water / clear water / soft water & using water above 40°C temperature, (vi) While using the pressure washers to draw water which is contaminated with dust & solvents (eg. paint thinners, gasoline, oil, etc.), (vii) Repair done by unauthorized service people, (viii) Those parts subject to wear & tear due to normal operations and plastic parts, rubber items etc, (ix) Loose connections, faulty electrical fixtures & fluctuations in power supply.
4. Should any failure occur during or after the warranty period, customer does not have the right to interrupt payment / price discount.
5. Incidental or consequential damages like inconvenience commercial loss, loss of tie, mental agony etc.
6. Loss of any nature due to operation or non-operation is not covered under warranty.
7. All free service are at Dealer's service point only.
8. Warranty ceases if service is not done periodically.
9. The attached card should be completed and returned to Ratnagiri Impex Pvt. Ltd. for registration immediately after sale / delivery.
10. The warranty is void unless you register the warranty card with Ratnagiri Impex Pvt. Ltd.
11. The decision of Ratnagiri Impex Pvt. Ltd., in settling the warranty is final in all respects.
12. All disputes are subject to Bangalore Courts Jurisdiction

1. LIMITED WARRANTY PERIOD : For a period of six months from the date of Sale / delivery of the product which ever is earlier. 2. LIMITED WARRANTY OBLIGATION : Replacement of defective part(s) by authorized dealer are free of charges. If found defective by reasons of defective material / poor workmanship, parts will be replaced and there will be no value re-imbursement. 3. TERMS & CONDITIONS : a. Claims under warranty will be accepted on submission of Warranty Card duly filled and stamped by authorized dealer together with the original purchase document. : b. Shipping / transportation / Incidental charges incurred in replacing defective parts under warranty shall be borne by the purchaser.

WARRANTY null & void if
(i) Lack of maintenance, (ii) Incorrect use of the machine or tampering, (iii) Use of non-genuine spare parts, (iv) Usage of acids, solvents, or any flammable materials, (v) Non-usage of filter water / clear water / soft water & using water above 40°C temperature, (vi) While using the pressure washers to draw water which is contaminated with dust & solvents (eg. paint thinners, gasoline, oil, etc.), (vii) Repair done by unauthorized service people, (viii) Those parts subject to wear & tear due to normal operations and plastic parts, rubber items etc, (ix) Loose connections, faulty electrical fixtures & fluctuations in power supply.
4. Should any failure occur during or after the warranty period, customer does not have the right to interrupt payment / price discount.
5. Incidental or consequential damages like inconvenience commercial loss, loss of tie, mental agony etc.
6. Loss of any nature due to operation or non-operation is not covered under warranty.
7. All free service are at Dealer's service point only.
8. Warranty ceases if service is not done periodically.
9. The attached card should be completed and returned to Ratnagiri Impex Pvt. Ltd. for registration immediately after sale / delivery.
10. The warranty is void unless you register the warranty card with Ratnagiri Impex Pvt. Ltd.
11. The decision of Ratnagiri Impex Pvt. Ltd., in settling the warranty is final in all respects.
12. All disputes are subject to Bangalore Courts Jurisdiction

1. LIMITED WARRANTY PERIOD : For a period of six months from the date of Sale / delivery of the product which ever is earlier. 2. LIMITED WARRANTY OBLIGATION : Replacement of defective part(s) by authorized dealer are free of charges. If found defective by reasons of defective material / poor workmanship, parts will be replaced and there will be no value re-imbursement. 3. TERMS & CONDITIONS : a. Claims under warranty will be accepted on submission of Warranty Card duly filled and stamped by authorized dealer together with the original purchase document. : b. Shipping / transportation / Incidental charges incurred in replacing defective parts under warranty shall be borne by the purchaser.

WARRANTY null & void if
(i) Lack of maintenance, (ii) Incorrect use of the machine or tampering, (iii) Use of non-genuine spare parts, (iv) Usage of acids, solvents, or any flammable materials, (v) Non-usage of filter water / clear water / soft water & using water above 40°C temperature, (vi) While using the pressure washers to draw water which is contaminated with dust & solvents (eg. paint thinners, gasoline, oil, etc.), (vii) Repair done by unauthorized service people, (viii) Those parts subject to wear & tear due to normal operations and plastic parts, rubber items etc, (ix) Loose connections, faulty electrical fixtures & fluctuations in power supply.
4. Should any failure occur during or after the warranty period, customer does not have the right to interrupt payment / price discount.
5. Incidental or consequential damages like inconvenience commercial loss, loss of tie, mental agony etc.
6. Loss of any nature due to operation or non-operation is not covered under warranty.
7. All free service are at Dealer's service point only.
8. Warranty ceases if service is not done periodically.
9. The attached card should be completed and returned to Ratnagiri Impex Pvt. Ltd. for registration immediately after sale / delivery.
10. The warranty is void unless you register the warranty card with Ratnagiri Impex Pvt. Ltd.
11. The decision of Ratnagiri Impex Pvt. Ltd., in settling the warranty is final in all respects.
12. All disputes are subject to Bangalore Courts Jurisdiction

**FREE SERVICE COUPON (30DAYS/30HRS. WHICHEVER IS EARLIER)**

MODEL

SERIAL NUMBER

PDI DATE

SERVICE NO.

PURCHASE BILL NO.

DATE

DEALERS OFFICE SEAL

OPERATIONS

1. Check and test the fuel mixture
3. Check , clean and adjust the spark plug
5. Check and sparken the cutting tools
7. Start and check the noise, vibration, loosen etc..

2. check and clean the air filter
4. Check and adjust the carburetor tuning
6. Product familiarisation on usage
8. Routine maintenance and shortage.

FREE SERVICE COUPON (30DAYS/30HRS. WHICHEVER IS EARLIER)

MODEL

SERIAL NUMBER

PDI DATE

SERVICE NO.

PURCHASE BILL NO.

DATE

DEALERS OFFICE SEAL

OPERATIONS

1. Check and test the fuel mixture
3. Check , clean and adjust the spark plug
5. Check and sparken the cutting tools
7. Start and check the noise, vibration, loosen etc..

2. check and clean the air filter
4. Check and adjust the carburetor tuning
6. Product familiarisation on usage
8. Routine maintenance and shortage.

FREE SERVICE COUPON (30DAYS/30HRS. WHICHEVER IS EARLIER)

MODEL

SERIAL NUMBER

PDI DATE

SERVICE NO.

PURCHASE BILL NO.

DATE

DEALERS OFFICE SEAL

OPERATIONS

1. Check and test the fuel mixture
3. Check , clean and adjust the spark plug
5. Check and sparken the cutting tools
7. Start and check the noise, vibration, loosen etc..

2. check and clean the air filter
4. Check and adjust the carburetor tuning
6. Product familiarisation on usage
8. Routine maintenance and shortage.

DOS & DONTs

attempting to use the equipments.

1. Always read the instruction manual supplied along with the equipments and understand the correct installation and operating procedures before

trousers and jackets while operating potentially dangerous machines
2. It is important to use the personal protection equipments such as head helmet with visor, ear defenders, goggles, safety gloves, cut resistant shoes,
3. Avoid untrained persons using the equipments. Children must not be allowed to handle these equipments
4. Always use genuine spares and accessories in repairs and usage to derive maximum life of the equipments.
5. Always keep the equipments in good working condition to minimize loss of output as well as to reduce the pollution and save the environment
6. Do not use the machine within range of persons unless they wear protective clothing
7. Do not operate the machine when fatigued or under the influence of alcohol or drugs
8. For more query kindly contact for our Service Center/Dealer/ franchise

NO. 1 CHOICE OF FARMERS SINCE 1999



Marketed by.
**ratnagiri
impex**
BRINGING YOU THE FUTURE... NOW

RATNAGIRI IMPEX PVT., LTD.,

Annapurna House, #1 / 1G, 7th Cross, New
Guddadahalli

Mysore Road, Bangalore - 560 026

Missed Call : 7393 938 938

Email: ask@agrimart.in